



grow Local

A guide to local native plants suitable for gardens in southern Tasmania



The Hobart Group of the Australian Plants Society Tasmania has compiled this booklet to introduce gardeners to the joys of growing local native plants in their gardens. Further information on growing these and many more local native plants can be obtained at Society meetings, from our website and from the nurseries listed below.

While The Tasmanian Bushland Garden, Tasman Highway Buckland, showcases plants from south east Tasmania there are no longer nurseries that stock exclusively Tasmanian native plants. The following still stock a good range of natives suitable for domestic gardens:

Nurseries that stock local native plants:

Greenhill Nursery	29 Parkdale Drive Lesley Vale	03 6239 6850
Plants of Tasmania Nursery	65 Hall St Ridgeway	03 6239 6081
Redbreast Nurseries	1709 Channel Highway Margate	03 6267 2871
Wildseed Tasmania	91 Weston Hill Rd Sorell	0429 851 500

And if you are looking for more advanced trees:

Westland Nurseries	118 Surf Rd Seven Mile Beach	03 6248 6863
--------------------	------------------------------	--------------












Member nurseries of Nursery and Garden Industry Tasmania



The Hobart Group of the Australian Plants Society Tasmania Nursery has biannual plant sales at Kingston. Many individuals, Landcare and Coastcare Groups also propagate local species for revegetation.



CONTENTS

Why grow local?	2
Successfully growing local native plants	4
 Water Plants	6
 Ferns	6
 Grasses, Lilies & Tufties	8
 Climbers & Creepers	11
 Groundcovers	12
 Perennials	15
 Small Shrubs	16
 Medium Shrubs	21
 Large Shrubs	24
 Small Trees	29
 Rare Plants	33
Index to illustrated plants	34

Natural Resource Management in Tasmania has been divided into three regions – North West, North and South. The plants selected for this booklet are found in the NRM South region. Many of the plants are widespread throughout the region and Tasmania but some have very restricted distribution. If you need help selecting appropriate plants for your area, consult your local council or native plant nursery.



www.apstas.org.au

The Australian Plants Society Tasmania members are passionate about the propagation, cultivation and conservation of Australian native plants, especially Tasmanian natives in their natural settings and in gardens. Our program includes propagation sessions and plant sales, garden visits, excursions and walks, meetings with interesting and knowledgeable presenters and informal discussions over supper.

Many members of our Society have contributed to this publication.
First edition edited by J Taylor 2008. Revised 2023.

Contact via the website above or phone the Contact Officer, Janet on 0438 705 319

Why grow local?

It is a great idea to grow local native plants in your garden. Have a look around at nearby bush and see what already grows in the conditions you have in your garden. There will be a good variety of plants to choose from. They will be adapted to the conditions, including climate and soil types, that occur in your area. They will provide food and shelter for local native animals. Birds will love a variety of local native plants that produce nectar, fruit, seeds, and nesting materials. Bandicoots will nest in your grass tussocks. Beetles and worms will live in your soil and keep it healthy.

By planting local native plants on your property you are creating a healthier environment. You can increase the cover of native vegetation, increase the habitat for native animals and reduce the risks of weed invasion by replacing non-local plants that could become weeds. You are also joining a community of people across the country that appreciates Australian plants. You could make a significant contribution to the conservation of native plants by growing plants that are threatened, regionally significant or occur in unusual forms in your area. You could help maintain the natural diversity of life occurring in your area.

Also, native plants look lovely and can give you all the colour, variety, texture and structural elements you need for any sort of garden.



Other benefits of growing local native plants

Less water and fertiliser

Careful choice of drought-tolerant or low water-requiring local native plants can reduce the amount of water your garden will need, especially during summer. Native plants are usually adapted to low-nutrient environments and need very little fertilizer.



Reduce weed risk

Plants local to other parts of Australia can become weeds when grown in Tasmania. These include cape wattle (*Paraserianthes lophantha*) and bluebell creeper (*Billardiera heterophylla*) from Western Australia and sweet pittosporum (*Pittosporum undulatum*) from eastern Australia. Even plants that naturally occur in other parts of Tasmania can become weeds when taken out of their natural environment, like coast teatree (*Leptospermum laevigatum*). Weeds outcompete other plants and degrade bush areas as well as gardens. A lot of weeds are garden escapees.



Less chemical use

Local native plants have evolved defence mechanisms against native pests so fewer pesticides are needed. Some insects are beneficial to plants and are an important part of the diet of many birds and animals. A chemical-free garden will maintain a high diversity of insects. Natural remedies can keep pest numbers down (see Gardening Australia's website www.gardeningaustralia.com.au).



Successfully growing local native plants

Plants growing naturally in your area are likely to grow well in your garden. Soil type, aspect and drainage should be considered when choosing plants. Most native plants have adapted to soils low in nitrogen and phosphorous, so select fertilizers with care. Generally, plants from moist, fertile areas tolerate fertilizers better than plants from dry low-nutrient areas. Organic and slow release fertilizers are safer.

Propagation

Many local native plants are easily grown from seed or cuttings – see page 33 for a list of follow up reading.

Soil preparation

Aeration and good drainage are important for strong root systems. For best results, cultivate the soil at least 60cm wide and 20cm deep. Digging in potting mix or well-rotted compost can increase the chances of healthy and robust growth. Gypsum can be dug into clay soils. If using manure ensure it is well-aged. Cow manure is best as it is lowest in nitrogen and phosphorous and usually contains fewer weed seeds. Never use fowl manure.

Plant selection

A variety of plant types such as grasses, shrubs and trees will increase the diversity of insects, frogs, birds and animals that will visit your garden, and will provide an array of colour and form.

For best results, choose small plants rather than advanced specimens which may take longer to establish.

Choose plants to suit your garden site. If you are starting out, consider selecting a wide variety of species. Allow a year or so to discover which plants do best. Staff at the local native plant nurseries can help.

Planting

Soak plants in their pots for at least 15 minutes to ensure the root ball is moist and plant into damp soil. Remove the plant from the pot by tapping the bottom of the pot if necessary. Loosen and tease out the outer layer of roots on the sides and bottom of the root ball. Do not disturb more than about 10% of the root ball.

On slopes and in summer or during dry conditions, make a saucer-sized depression around the plant to collect water. In winter or in wet sites, planting on a slight mound (about 10cm high) may be beneficial. When the plant is in the ground, firm down the soil with hand pressure. Water well. Ensure water soaks into the root ball and doesn't run off.

Mulch

Mulch is an important component of any garden as it retains soil moisture, suppresses weeds and minimises fluctuations in soil temperature.

In dry areas, choose open mulch that doesn't contain too much fine material. This allows easy penetration of water into the soil. Keep mulch away from stems. In bushfire prone areas use gravel mulches on beds around the house.

Watering

In warmer weather, the roots of most plants will grow into the surrounding soil during their first month. If planting in spring, summer or autumn water once every 2 days for 2 weeks, then once or twice a week for another 2 weeks. Use enough water to wet the roots. After the first month, water only once a week then gradually extend periods between watering, again using enough water to wet the roots.

In most gardens this watering schedule will be adequate, providing you have chosen plants to suit the site. Long, deep and infrequent watering will encourage the plants to be more robust and to send out deep roots to find water. Short, shallow and frequent watering will encourage roots to stay on the surface so they may dry out in hot weather.

Pruning

Most native plants respond well to pruning and some can be cut back hard. Ask staff at a local native plant nursery if you are unsure.

Garden design

Pretty colours, diverse foliage and soft perfumes are features of local native plants. These can be used to create many garden styles such as informal 'bush' gardens, formal settings and cottage gardens. Many native plants may be used as hedges.

Pot plants

If you live in a unit or have a courtyard or deck to decorate, you can successfully grow most of the plants listed in this booklet in pots and tubs. Use native plant potting mix, select plants to suit the situation and ensure adequate water. Liquid or slow release fertilizers can be used on pot plants.

Some local species are good subjects for bonsai. Their small leaves and flowers are well suited to the scale of a tiny tree.



greater waterribbons

Triglochin procerum



Strap-like leaves float on water. Erect green flower spikes.
 Common in shallows of fresh water lakes and streams.
Cultivation: plant in fresh water to 1m deep or areas subject to regular inundation.
 Propagate from seed or by root division.

running marshflower

Ornduffia reniformis



Kidney-shaped leaves. Yellow flowers on stems to 20cm.
 Found in swamps or shallow water.
Cultivation: most attractive plant for shallow water or damp soil beside a pond. May die back in winter.
 Propagate from seed or by root division.

alpine waterfern

Blechnum penna-marina



Erect dark green fronds to 15cm. Roots spread underground to form colonies.
 Found in moist to boggy areas and stream edges from coastal wet heath to alpine habitats.
Cultivation: requires soil rich in organic matter, regular watering and some shade.
 Propagate by root division.

common maidenhair

Adiantum aethiopicum



Soft, low-growing to 60cm. Fan-shaped light green leaves, leaflets often in threes.
 Common along partly shaded moist stream banks and rocky outcrops.
Cultivation: requires soil rich in organic matter, regular watering and some shade. Suckering fern for garden or pot.
 Propagate by root division.

fishbone waterfern

Blechnum nudum



Bright green soft foliage with fronds to 1m. Widespread in moist valleys and grassy forests.

Cultivation: requires soil rich in organic matter and regular watering. Suitable for garden or pot. Adapts well to heavy soils.

Propagate by root division.

Related species: soft waterfern (*Blechnum minus*), hard waterfern (*Blechnum watsii*).

kangaroo fern

Microsorium pustulatum



Slowly spreading to 30cm. Fronds broad upright but variable.

Common in rainforests, wet forests and other shaded moist sites. Often forms colonies amongst piles of rocks.

Cultivation: requires soil rich in organic matter and regular watering. Suitable for pots. Propagate by root division.

manfern

Dicksonia antarctica



Relatively hardy to 8m. Fronds to 2m. Stem and trunk covered in soft brown hairs.

Widespread in sheltered moist gullies.

Cultivation: requires a moist sheltered shady site rich in organic matter: Water from top weekly for first 12 months. Plant base of trunk 20-30cm into the soil. When purchased must have a State Government licence tag. This helps regulate harvesting in the wild.

Difficult to propagate.

mother shieldfern

Polystichum proliferum



Hardy to 1.2m. Dark green fronds.

Common and widespread understorey fern in moist forests.

Cultivation: suitable for garden or pot. Requires friable soil, shade and some moisture. Propagate by transplanting young plants from the tip of mature fronds.

bluish bulbine-lily

Bulbine glauca

Clump of onion-like leaves to 60cm. Sprays of yellow flowers in spring.

Occurs in a wide range of conditions from coastal to dry forests.

Cultivation: hardy, adapts to cold and dry. Propagate from seed or by root division of large plants.

Related species: golden bulbine-lily (*Bulbine bulbosa*), smallflower leeklily (*Bulbine semibarbata*).

buttongrass

Gymnoschoenus sphaerocephalus

Dense clump of foliage to 80cm. Arching flower spikes to 1.5m, followed by brown 'button' seedheads.

Found in high rainfall areas on low nutrient soils.

Cultivation: moist to wet position. Very attractive pot plant.

Propagate from seed, keeping moist at all times. Slow to germinate.

forest flaxlily

Dianella tasmanica

Handsome hardy strap-leaved plant to 60cm. Pale blue flowers in spring and summer, followed by purple berries.

Common in damp sites from dunes to closed subalpine forests.

Cultivation: suited to most sites except very dry areas. Responds to organic matter in the soil and extra moisture. Can spread through the garden, but is easily controlled. Propagate from seed or by root division.

Related species: spreading flaxlily (*Dianella revoluta*), shortstem flaxlily (*Dianella brevicaulis*).

kangaroo grass

Themeda triandra

Soft-foiled grass to 25cm. Reddish-bronze leaves. Flowering spikes to 80cm in spring and summer.

Found in open grasslands, dry forests and woodlands.

Cultivation: interesting hardy plant for most soil types. Cut back during winter. Propagate from fresh seed or by root division.

knobby clubsedge

Ficinia nodosa



Tufted erect rush to 70cm. Globular flower heads in spring.

Common on sandy coasts or near permanent water.

Cultivation: very hardy plant for coastal or damp areas in full sun. Once established needs little attention. Adapts to soils that become dry in summer.

Propagate from fresh seed or by root division.

narrowleaf triggerplant

Stylidium graminifolium



Clump of narrow leaves to 10cm. Numerous pale to deep pink flowers in summer on stems to 50cm.

Widespread in a variety of habitats from coast to highlands.

Cultivation: unpredictable garden plant which is more reliable as a pot plant. Spectacular in massed display. Requires some soil moisture. Propagate from seed.

Related Species: broadleaf triggerplant (*Stylidium dilatatum*).

pretty grassflag

Libertia pulchella



Small tuft of green narrow leaves arranged in fan formation. White flowers on stems to 15cm in spring and summer.

Found in shady areas such as rainforests and by streams and waterfalls.

Cultivation: requires a shady moist position. Attractive pot plant for a shaded patio. Propagate by root division.

sagg

Lomandra longifolia




Hardy tussock to 1m. Smooth strap-like leaves with notched tips. Small scented flowers in spring. Golden-brown seed heads on prominent persisting spikes.

Widespread in most habitats.

Cultivation: well-drained soils. Tolerates dry shade. Grows well under established trees. Propagate from seed or by root division.

short purpleflag

Patersonia fragilis



Tufted plant with narrow blue-green linear leaves to 40cm. Purple/blue iris flowers in summer.

Found in moist coastal heathlands, coastal forests and wet scrub.

Cultivation: well-drained, moist soil in full sun. The flowers are short-lived but successive flowers open regularly during the flowering season. Attractive pot plant.

Propagate from seed or by root division.

Related species: long purpleflag (*Patersonia occidentalis*).

silver tussockgrass

Poa labillardierei



Densely tufted grass to 90cm. Fine, blue-green leaves.

Widespread in grasslands, dry forests, coastal, subalpine and woodland habitats.

Cultivation: drought and frost tolerant. Cut back to 5cm in winter to promote new growth. Attracts seed-eating birds and provides cover for small mammals and reptiles.

Propagate from seed or by root division.

Related species: velvet tussockgrass (*Poa rodwayii*), coastal tussockgrass (*Poa poiformis*).

tassel cordrush

Balaskion tetraphyllum



Upright reddish stems to 60cm becoming green and cascading with age. Tassel-like clusters of slender branchlets near top of main stem.

Grows in coastal peaty heathlands and wet areas.

Cultivation: establishes in moist or wet soils or shallow water. Lovely pot plant. Responds well to constant moisture such as in a pond or dam.

Propagate from seed or by root division.

Related species: southern cordrush (*Balaskion australe*).

white flag-iris

Diplarrena moraea



Forms tussock of strap-like leaves to 75cm. White flowers with purple and yellow markings, on long stems in spring.

Common in dry woodlands and found in many situations from coastal dunes to an altitude of 1000m.

Cultivation: requires well-drained soil. Flowers best in sunny situations and following hard pruning.

Propagate from fresh seed or by root division.

blue lovecreeper

Comesperma volubile



Small delicate twiner. Few, narrow leaves. Intense blue flowers in spring are a delight. Widespread in grassy open forests.

Cultivation: requires well-drained soil with roots protected from drying out. Propagate from fresh seed.

mountain clematis

Clematis aristata



Vigorous climber with large leaves. Creamy-white flowers in spring. Attractive white fluffy seed heads. Widespread in damp scrub and tall wet forests.

Cultivation: adaptable to wide variety of conditions and soil types. Impressive climbing on a trellis. Propagate from fresh seed.

CLIMBERS & CREEPERS

highland appleberry

Billardiera macrantha



Dark green leaves to 5cm. Pale green bell flowers. Shiny purple oblong berries in summer/autumn. Found in coastal areas, scrub and wet forests.

Cultivation: can be quite vigorous in good soil with adequate water. Propagate from seed, germination variable.

Related species: purple appleberry (*Billardiera longiflora*).

scrambling guineaflower

Hibbertia empetrifolia



Will grow to 2m if given support on fence or wall. Dark green leaves. Brilliant yellow flowers in spring.

Found along watercourses.

Cultivation: prefers a moist site. Slow to establish, requires some sun and withstands dry periods.

Propagate from cuttings.

CLIMBERS & CREEPERS

creeping heathmyrtle

Euryomyrtus ramosissima



Low spreading shrub to 2m wide. Fine foliage. White to pink flowers, spring to summer. Widespread in coastal heathlands and on rocky sites.

Cultivation: well-drained position or pot. Propagate from seed or cuttings.

Note: There is also a form which reaches about 60cm.

cushion plant

Scleranthus biflorus



Forms dense bright green mound to 10cm high. Inconspicuous cream flowers in spring. Found in a variety of habitats and altitudes.

Cultivation: adaptable plant but more compact in a sunny site. Useful in rockeries. As plant matures the centre may die but can be regenerated by lightly covering with soil. Propagate from seed, cuttings or by root division of larger plants.

dwarf riceflower

Pimelea humilis



Low bushy plant to 30cm. Greyish-green hairy leaves. White to cream flowerheads in summer.

Widespread in dry open forests and heathlands.

Cultivation: hardy rockery plant with tendency to sucker. Can be trimmed after flowering. Propagate from cuttings or by root division.

ivyleaf violet

Viola hederacea



Small groundcover spreading to at least 1m. Dark green fan-shaped leaves. White flowers with purple centres, mainly in spring. Occurs in a wide range of habitats.

Cultivation: can be vigorous in moist soils. Propagate by root division.

matted bushpea

Pultenaea pedunculata



Spreading to 1.5m. Narrow dark green leaves. Yellow and orange flowers in spring. Widespread in coastal heathlands and dry forests.

Cultivation: enjoys full sun or part shade in well-drained soil. Tolerates dry spells when established.

Propagate from seed, cuttings or self-layering stems.

Related species: many local native pea flowers, some of which are prostrate.

matted pratia

Lobelia pedunculata



Spreading to at least 1m. Soft rounded leaves. Small star-like flowers with 5 white or blue petals, spring to summer.

Widespread in boggy areas from near-coastal areas to subalpine habitats.

Cultivation: can spread rapidly and may become invasive in moist soils but grows well in the majority of gardens, tolerating dry conditions once established.

Propagate by root division.

native pigface

Carpobrotus rossii



Succulent groundcover spreading to at least 1m. Green three-sided leaves. Mauve/pink flowers in spring. Edible red or purple fruits. Widespread on coastal sand dunes or rocky ground.

Cultivation: requires good drainage and full sun to thrive. Frost tender.

Propagate from seed, cuttings or by root division.

Note: there are 2 introduced pigface species.

running postman

Kennedia prostrata



Trailing plant spreading to 1.5m. Grey-green clover-like leaves. Brilliant red flowers in spring. Widespread in coastal areas and dry forest.

Cultivation: requires well-drained soil, best in full sun.

Propagate from seed or cuttings.

spreading guineaflower

Hibbertia procumbens

Prostrate plant to 1m wide, usually less. Bright green leaves. Numerous yellow flowers in spring.

Common in coastal scrub, heathlands, alpine moorlands and woodlands.

Cultivation: good rockery plant requiring moisture. Flowers best in full sun with good drainage. May be short-lived. Propagate from cuttings.

spreading wattle

Acacia genistifolia

Shrub to 2m wide. Prickly foliage. Massed yellow flowers in spring.

Found in dry forests.

Cultivation: reliable shrub tolerating wet or dry soil. Tolerates hard pruning. Prickly foliage makes it a good refuge for small birds. Propagate from seed.

Note: also common as an upright shrub.

tasmanian velvetbush

Lasiopetalum micranthum

Tasmanian endemic.

Shrub to 15cm. Narrow dark green leaves, hairy underneath. Very small pale pink flower clusters in spring.

Found in dry rocky areas on the east coast.

Cultivation: useful rockery and pot plant that withstands periods of dryness. Prefers full sun or partial shade.

Propagate from cuttings.

wiry bossia

Bossiaea cordigera

Wiry scrambling shrub to 1.5m wide. Tiny heart-shaped green leaves. Yellow flowers in spring.

Widespread in moist areas.

Cultivation: requires moist cool spot, tolerates partial shade and frost. Trimming promotes flowering.

Propagate from seed or cuttings.

common everlasting

Chrysocephalum apiculatum



Spreading silvery-leaved daisy to 30cm. Yellow button flowers in summer.

Widespread in grasslands and dry forests.

Cultivation: hardy and long flowering. Trim after flowering to promote new growth.

Propagate from seed, cuttings or by layering.

forest candles

Stackhousia monogyna



Erect stems to 60cm. Sparse narrow leaves. Creamy-white tubular flower spikes, spring and summer.


Common in open dry forests and heathlands.

Cultivation: well-drained position. Short-lived. Trim after flowering to promote new growth. Propagate from seed or cuttings.

PERENNIALS

golden everlasting

Xerochrysum bracteatum



Fast-growing to 50cm. Light green leaves. Yellow to orange paperdaisy flowers in spring.

Found in dry forests.

Cultivation: expect a life span of 3-5 years.

Extra moisture in dry periods can be beneficial.

Removing spent flower heads promotes flowering.

Freely self-seeds to produce interesting forms.

Propagate from seed or cuttings.

southern storksbill

Pelargonium australe



Quick-growing to 50cm. Soft dark green kidney-shaped leaves, aromatic when crushed. Small pink and white flowers with magenta nectar guides in summer.

Widespread in dry, sandy and rocky soils.

Cultivation: requires good drainage, may be frost tender. 2-5 year lifespan. Trimming after flowering may improve longevity. Self-seeds readily.

Propagate from seed or cuttings.

PERENNIALS

speedwell bush

Veronica formosa

Tasmanian endemic.


Quick-growing to 1.2m. Crowded green leaves. Mauve clusters of flowers in spring. Understorey plant in moist forests.

Cultivation: hardy small plant growing in very well-drained sites. Responds to light or heavy trimming.

Propagate from seed or cuttings.

Related species: derwent speedwell (*Derwentia derwentiana*).

tall bluebell

Wahlenbergia stricta

Slender stems to 50cm. Light green leaves on lower half of stem. Intense blue flowers in summer.

Widespread in grassy areas in lowlands.

Cultivation: requires well-drained moist soil and full sun. This species and other bluebells can self-seed easily in some gardens spreading further than required.

Propagate from seed.

alpine heathmyrtle

Baeckea gunniana


Spreading to 1m. Aromatic, grey-green leaves on reddish stems. Small white flowers in summer.

Common in moist alpine areas.

Cultivation: rocky or garden plant in cool moist sites.

Propagate from seed or cuttings.

buttonleaf everlastingbush

Ozothamnus scutellifolius

Tasmanian endemic.

Upright to 1.2m. Pale green foliage. Creamy-yellow flowers in late spring.

Found on dry hillsides.


Cultivation: requires well-drained soil.

Withstands light frosts. Prune to promote bushy growth.

Propagate from seed or cuttings.

common correa

Correa reflexa



Grows to 1m. Rough-textured and slightly hairy leaves. Tubular greenish-cream pendant flowers in autumn.

Widespread in dry forests.

Cultivation: enjoys part shade and tolerates dry periods but prefers some moisture. Light to heavy soils. Favourite of honeyeaters.

Propagate from cuttings.

common fringemyrtle

Calytrix tetragona



Dense foliage to 1m. Small bright green leaves. Massed starry white flowers in spring.

Widespread in moist coastal heathlands, scrub and forests.

Cultivation: tolerates frost and dry conditions. Requires full sun and good drainage. Can be used as a low hedge.

Propagate from cuttings.

common heath

Epacris impressa



Erect to 60cm. Small pointed stiff leaves. Pink, red or white flowers in autumn and winter.

Widespread and abundant in dry forests, coastal scrub and heathlands.

Cultivation: temperamental in many gardens. Best in well-drained moist soil and partial shade. Frost tolerant and responds to pruning after flowering. The very fine root system can be easily damaged when transplanting. Propagate from small tip cuttings.

Related species: many other *Epacris* species - all have white flowers.

erect guineaflower

Hibbertia riparia



Upright to 60cm. Narrow dark green leaves. Bright yellow flowers in spring.

Common in moist lowland areas.

Cultivation: hardy, requires good drainage, some sun and responds to pruning.

Propagate from cuttings.

fairy waxflower

Philotheca verrucosa

Grows to 80cm. Small warty aromatic leaves. White flowers opening from pink buds in spring.

Found on rocky dry hillsides.

Cultivation: well-drained soil. Prune regularly for good shape.

Propagate from cuttings.

golden pea

Aotus ericoides

Grows to 1m. Narrow light green leaves.

Profuse yellow flowers in spring.

Widespread and common in coastal areas.

Cultivation: hardy in most gardens from sandy to clay, but not wet, soils.

Propagate from seed or cuttings.

grey saltbush

Atriplex cinerea

Bushy foliage to 1.5m. Silver-grey foliage. Small, pale pink to burgundy flowers, spring to summer. Male and female flowers separate.

Widespread on foreshores and dunes.

Cultivation: dry and well-drained sites in full sun. Fire and salt resistant. Readily pruned.

Propagate from seed or cuttings.

guitarplant

Lomatia tinctoria

Tasmanian endemic.

Grows to 1m. Intricate fern-like foliage.

Scented cream flowers in summer.

Found in dry to moist rocky or gravelly sites.

Cultivation: well-drained soil and some sun.

Propagate from seed or cuttings.

hairy pinkbells

Tetradlea pilosa



Grows to 40cm. Fine foliage. Lilac bell-shaped flowers in spring.

Grows in rocky sites.

Cultivation: hardy plant in well-drained soils. Prune after flowering to stimulate new growth. Propagate from cuttings.

Related species: glandular pinkbells (*Tetradlea labillardierei*).

mountain teatree

Leptospermum rupestre



Tasmanian endemic.

Slowly spreading to 1.5m. Dark green crowded leaves. White flowers, often with pale pink buds, late spring to early summer. Grows amongst rocks in alpine areas, or as a small shrub in sheltered areas.

Cultivation: hardy plant adapting to most positions.

Propagate from seed or cuttings.

native indigo

Indigofera australis



Open delicate foliage to 1.5m. Showy display of rich purple or bright pink flowers late winter to spring.

Found in dry forests.

Cultivation: good plant for dry shady spots but can get straggly if not pruned after flowering.

Propagate from seed or cuttings.

redstem wattle

Acacia myrtifolia



Dense, quickly growing wattle to 1.5m. Bronze new growth, stems often reddish. White to cream flowers in spring.

Widespread in well-drained soils, especially on rocky sites near the coast.

Cultivation: requires a well-drained site. Red foliage is more pronounced when grown in full sun. Temperamental, may be short-lived especially in fertile soils. Good for revegetation in bare, infertile quarries or coastal sites.

Propagate from seed or cuttings.

showy bossia

Bossiaea cinerea

Grows to 1m. Triangular dark green leaves. Yellow flowers with red centre in spring. Widespread in coastal heathlands and dry forests.

Cultivation: enjoys sun or part shade in well-drained soils. Responds well to pruning after flowering.

Propagate from seed or cuttings.


slender riceflower

Pimelea linifolia

Wiry open foliage to 70cm. Light green shiny leaves. Creamy-white flowers displayed in pendant clusters in spring. Widespread in moist forests.

Cultivation: requires well-drained moist soil in part shade. Responds well to pruning. Propagate from seed or cuttings.

southern grevillea

Grevillea australis

The only Tasmanian grevillea. Grows to 1.5m. Sharp narrow pointed leaves. Scented white flowers, winter to spring. Widespread in heathlands and forests.

Cultivation: useful adaptable and hardy plant. Prefers well-drained soil, can be pruned after flowering.

Propagate from cuttings.

stinky boronia

Boronia anemonifolia

Quick-growing to 1.5m. Strongly scented leaves. Pink flowers in spring. Found in heathlands, dry coastal forests and scrub.

Cultivation: loves sandy soil. Dappled shade to full sun if the roots are well mulched. Responds to pruning after flowering. Propagate from cuttings.

Related species: lemon boronia (*Boronia citriodora*), hairy boronia (*Boronia pilosa*).

sweet wattle

Acacia suaveolens



Open growth to 1m. Grey-green foliage. Sweet-smelling lemon-yellow flowers in winter. Widespread in sandy heathlands near the coast.

Cultivation: suited to well-drained, light to heavy soils in dappled shade to full sun. Useful low screen or windbreak. Responds well to heavy pruning after flowering. Propagate from seed or cuttings.

wiry bauera

Bauera rubioides



Sprawling to 1.5m. Small narrow leaves. White to dark pink flowers in spring. Widespread in shady moist areas.

Cultivation: prefers a moist site rich in organic matter. Responds well to pruning. Frost hardy. Propagate from cuttings.

SMALL SHRUBS

common teatree

Leptospermum scoparium



Dense growth to 2.5m. Crowded dark green leaves. Conspicuous white flowers in spring. Widespread.

Cultivation: hardy and adaptable to most sites but prefers full sun. Frost hardy and will tolerate prolonged dry periods once established. Propagate from seed or cuttings.

dusty daisybush

Olearia phlogopappa



Erect to 1.5m. Narrow grey-green leaves. Massed white daisy flowers in spring. Widespread and common from coastal to mountain habitats in both dry and wet forests.

Cultivation: well-drained sunny position with flowering reduced in part shade. Can be temperamental.

Propagate from seed or cuttings.

Related species: sawleaf daisybush (*Olearia stellulata*).

MEDIUM SHRUBS

hop bitterpea

Daviesia latifolia

Quick-growing to 1.5m. Leathery grey-green leaves. Bronze new growth. Yellow-orange flowers in spring. Found in dry forests and disturbed roadsides.

Cultivation: interesting foliage plant for dry or moist well-drained sites. Mass plantings can provide a colourful display. Temperamental in some gardens. Propagate from seed or cuttings.

hop native-primrose

Goodenia ovata

Quick-growing to 1.5m. Bright green leaves. Sprays of yellow flowers in spring and summer. Widespread in shady damp areas in open forests.

Cultivation: adaptable to most soil types, habitat and drainage. Colourful plant that responds to regular pruning. Propagate from seed or cuttings.

pandani

Richea pandanifolia

Tasmanian endemic. Slow-growing to 5m. Long tapering leaves emerging from trunk. Mostly subalpine on moist open slopes around lakes and along creeks. Tends to grow in conspicuous stands, rarely alone. Also occurs in rainforests.

Cultivation: needs a moist cool well-composted, well-drained position. Makes a striking and unique pot plant. Propagate from fresh seed.

pineapple candleheath


Richea dracophylla

Tasmanian endemic. Woody and erect to 3m. Arching leaves emerging from upright stems. Cream flowers in terminal spikes. Widespread in subalpine forests.

Cultivation: prefers a cool moist well-drained, composted position. Handsome tub specimen. Propagate from fresh seed.

prickly bottlebrush

Melaleuca virens



Tasmanian endemic. Bottlebrush to 2m. Small dark green leaves. Greenish-yellow flowers in early summer. Locally common in wet places in mountain areas or at lower elevations where frost and cold air drainage is common.

Cultivation: hardy shrub, adaptable to most gardens. Flowers attract honeyeaters. Responds well to pruning.

Propagate from seed or cuttings.

Note: Formerly *Callistemon viridiflorus*

slender honeymyrtle

Melaleuca gibbosa



Grows to 2m with arched branches. Small rounded leaves. Mauve flowers in spring and autumn.

Found in wet heathlands, swamps and scrub at sea level.

Cultivation: most sites including wet soils. Suitable as low windbreak or hedge. Frost hardy. Prefers full to dappled sun. Propagate from seed or cuttings.

Related species: scented paperbark (*Melaleuca squarrosa*), swamp honeymyrtle (*Melaleuca squamea*).

MEDIUM SHRUBS

stiff westringia

Westringia rigida



Grows to 1.5m. Dark green leaves. White to mauve flowers in summer.

Locally common in coastal dunes.

Cultivation: attractive long-flowering plant for a coastal situation. Prune after flowering to promote bushy growth. Withstands dry periods.

Propagate from cuttings.

white correa

Correa alba



Compact rounded growth to 1.8m.

Greyish-green leathery leaves. White starry flowers in spring and autumn.

Frontline coastal, gravelly and sandy soil, withstands salt-laden winds.

Cultivation: hardy, tolerating well-drained light soil, periods of dry and some shade. Good coastal windbreak, allowing less resilient plants to establish.

Propagate from cuttings.

MEDIUM SHRUBS

autumn teatree

Leptospermum grandiflorum

Tasmanian endemic.

Bushy growth to 3m. Greyish-green silky leaves. Large white or pale pink flowers in autumn.

Occurs in granite soils in exposed positions, or on rocky ground in forests.

Cultivation: hardy shrub, useful as screen or windbreak.

Propagate from seed or cuttings.

beaked needlebush

Hakea epiglottis

Tasmanian endemic.

Grows to 3m. Cylindrical sharply pointed leaves. Creamy-yellow flowers in spring, often strongly perfumed.

Widespread from swampy to well-drained areas.

Cultivation: adaptable to most soil types. Prefers full sun or part shade. Useful as a screen or windbreak.

Propagate from seed or cuttings.

cape pillar sheoak

Allocasuarina crassa

Tasmanian endemic.

Bushy, grows to 5m. Arching flamboyant branches. Greyish foliage. Female plants have striking red flowers along branches in spring.

Found on exposed coastal cliffs among dolerite rocks.

Cultivation: hardy. Prefers well-drained soil in full sun or part shade. Withstands dry periods once established. Frost hardy.

Propagate from seed or cuttings.

common boobialla

Myoporum insulare

Dense growth to 5m. Bright green leaves. Small white flowers in spring.

Widespread in the frontline coastal zone and sand dunes.

Cultivation: hardy plant that withstands salt winds and dry conditions. Good for coastal regeneration. Fire retardant.

Propagate from fresh seed or cuttings.

dwarf leatherwood

Eucryphia milligani



Tasmanian endemic. Slow-growing and much-branched to 2m. Glossy leaves. Small flowers in late summer. Grows in areas of high rainfall often in exposed positions. Occasionally in lowland riparian rainforests.

Cultivation: slow-growing to 2m in 10 years. Propagate from seed or cuttings.

heartleaf bushpea

Pultenaea daphnoides



Fast-growing to 2.5m. Heart-shaped leaves. Golden yellow flowers in bunches at the end of branches in spring. Widespread in shade at low altitude.

Cultivation: requires well-drained moist soil in part shade. Lifespan up to 10 years, although plants in suitable positions can live longer. Propagate from seed or cuttings.

hop wattle

Acacia stricta



Grows to 2.5m. Grey-green foliage. Pale yellow flowers in spring. Widespread in dry areas.

Cultivation: fast-growing in well-drained and dry sites in full to part sun. Can withstand coastal exposure. Propagate from seed.

Related species: many species of local wattles available.

mountain correa

Correa lawrenceana



Upright growth to 2.5m. Leathery leaves, lower surface hairy. Greenish-yellow tubular flowers in autumn.

Widespread in wet forests from sea level to mountain.

Cultivation: prefers moist well-drained, medium to heavy soil in full shade to part sun. Frost tolerant. Flowers attract honeyeaters. Propagate from cuttings.

mountain needlebush

Hakea lissosperma



Quick-growing to 6m. Cylindrical rigid deep green leaves. Scented white flowers in spring. Widespread in rocky woodlands and forests from coast to mountain areas.

Cultivation: prefers a moist position. Useful as a screening or hedging plant away from narrow paths. Attracts nesting birds. Propagate from seed.

mountain pepper

Tasmannia lanceolata



Slow-growing to 2.5m. Handsome bushy shrub with peppery tasting dark green leaves and red stems. Cream flowers in spring. Black to dark purple berries with strong pepper flavour on female plants. A bush food flavouring.

Grows in moist areas from coast to subalpine.

Cultivation: prefers a moist situation with some shade. Tolerates full shade. Propagate from seed or cuttings.

necklace sheoak

Allocasuarina monilifera



Tasmanian endemic.

Grows to 3m. Fine greenish-grey foliage. Male flowers in yellow spikes, female flowers in red tufts in autumn.

Widespread in coastal heathlands to subalpine scrub.

Cultivation: tolerates moist or dry conditions, frost and some shade. Good windbreak in a wide range of soils. May be prone to borer attack.

Propagate from seed.

smoky teatree

Leptospermum glaucescens



Tasmanian endemic.

Slender upright growth to 3m. Grey-green oval leaves. Profuse white flowers in summer. Widespread from coast to mountain areas.

Cultivation: hardy, good screen or hedging plant.

Propagate from seed or cuttings.

sunshine wattle

Acacia terminalis



Open rounded habit to 3m. Bronze-green fern-like foliage. Pale yellow scented flowers in autumn.

Widespread from the coast to lower highland areas.

Cultivation: prefers an open sunny position in light soil. Responds to pruning. Can live to 15 years but borer attack may shorten life. Propagate from seed.

tasmanian blanketleaf

Bedfordia salicina



Tasmanian endemic.

Quick-growing to 3m. Grey-green leaves, furry underneath. Yellow flowers in spring. Common and widespread in wet gullies and wet forests at low altitudes.

Cultivation: adaptable but grows best in shade or semi-shade and with some moisture. Propagate from seed.

tasmanian laurel

Anopterus glandulosus



Tasmanian endemic.

Handsome and slow-growing to 2.5m. Large glossy green leaves. Clusters of pale pink or white flowers in spring. Widespread in rainforest.

Cultivation: magnificent garden specimen in moist well-drained partly shaded garden. Readily pruned. Excellent pot plant. Propagate from fresh seed or cuttings.

tasmanian waratah

Telopea truncata



Tasmanian endemic.

Slow-growing to 2.5m. Spectacular red flowers in late spring. Leathery green lance-shaped leaves.

Grows in moist elevated forests to 1200m.

Cultivation: cool moist well-drained site is essential. Can be difficult to establish. Re-shoots after hard pruning. Propagate from fresh seed.

tree everlastingbush

Ozothamnus ferrugineus

Quick-growing dense and upright to 3m. Small aromatic crowded leaves. White flowers in late spring.

Widespread from coast to elevated open forests in well-drained moist areas.

Cultivation: hardy in average to moist sites. Responds to early pruning. Expect a 10 year life span.

Propagate from seed or cuttings.

Related species: eastcoast everlastingbush (*Ozothamnus costatifructus*).

woolly teatree

Leptospermum lanigerum

Grows to 6m. Blue-grey silky leaves. White flowers in summer.

Widespread in moist sandy coastal heaths, on river banks, fringing subalpine grasslands and rainforests.

Cultivation: favours a moist area but hardy in most situations, withstanding dry periods once established. Useful as a screen and for stream bank stabilisation.

Propagate from seed or cuttings.

yellow bottlebrush

Melaleuca pallida

Woody bottlebrush to 3m. Light green leaves. Attractive bronze coloured new growth. Lemon-yellow flowers in spring. Found in moist well-drained and rocky slopes from the coast to 900m.

Cultivation: adaptable. Prefers moist conditions but tolerates dryness once established. Attractive screen, benefits from pruning to encourage more prolific flowering and promote new growth.

Propagate from seed or cuttings.

Note: Formerly *Callistemon pallidus*.

yellow dogwood

Pomaderris elliptica

Grows to 3m. Large shiny leaves.

Clusters of creamy-yellow flowers in spring. Widespread on rocky hillsides from the coast to 500m.

Cultivation: handsome bush, hardy in most well-drained gardens.

Propagate from seed.

Related species: hairy dogwood (*Pomaderris pilifera*).

arching wattle

Acacia riceana



Tasmanian endemic.

Dense prickly foliage to 5m. Attractive arching branches. Yellow flowers in spring. Found in moist forests.

Cultivation: fast-growing hardy wattle. Prefers moist soils but adapts to dry periods once established. Excellent screening plant, the dense foliage providing good shelter for small birds. Responds to hard pruning. Long-lived. Propagate from seed.

black sheoak

Allocasuarina littoralis



Erect to 6m. Fine foliage. Usually separate male and female plants. Flowers in autumn. Male flowers in spikes. Female flowers in crowded red tufts.

Widespread mainly coastal tree growing in poor well-drained sandy soils but also found in dry woodlands.

Cultivation: adaptable to most conditions except poor drainage. Salt tolerant. Good coastal windbreak. Propagate from seed.

broadleaf hopbush

Dodonaea viscosa



Hardy erect and bushy to 5m. Shiny emerald green leaves and dusky red seed pods on female plants.

Widespread from cool to dry areas usually in light forest from coast to lower altitudes.

Cultivation: hardy fast-growing plant requiring good drainage. Withstands dry periods once established. Prefers full sun. Propagate from seed or cuttings.

caterpillar wattle

Acacia mucronata



Fast-growing wattle to 5m. Variable foliage. Yellow flowers in spring.

Common and widespread in moist gullies and dry hillsides, extending to higher altitudes.

Cultivation: hardy quick-growing and useful as a screen or hedge plant. Propagate from seed.

christmas mintbush

Prostanthera lasianthos

Fast-growing to 5m. Smooth dark green leaves. Massed white and mauve flowers in summer. Widespread in wet forests on a variety of soil types.

Cultivation: requires well-drained moist soil rich in organic matter. Can be temperamental. Propagate from cuttings.

coast wattle

Acacia longifolia var. *sophorae*

Vigorous spreading wattle to 3m. Leathery foliage. Flowers form long yellow spikes in spring.

Common coastal plant. Spreading habit on the coast but is more upright further inland.

Cultivation: dry and coastal sites but adaptable to many soil and climate conditions. Frost and salt tolerant. May be pruned hard. Propagate from seed or cuttings.

common dogwood

Pomaderris apetala

Quick-growing to 6m. Grey-green leaves have a lower surface covered with dense white hairs. Numerous small cream flowers without petals clustered in bunches in spring. Found in moist areas, on the margins of fern gullies and stream verges.

Cultivation: best in a moist spot. Frost hardy. Good soil-binding qualities make it useful for streamside stabilisation. Propagate from fresh seed or cuttings.

drooping sheoak

Allocasuarina verticillata

Hardy with spreading growth to 10m.

Drooping greyish-green foliage. Yellow to brown male flowers and tufted red female flowers autumn to spring.

Widespread and abundant in grassy woodlands, on dry hills and along rocky coastlines.

Cultivation: hardy in well-drained and dry gardens. Withstands coastal exposure. Propagate from seed.

leatherwood

Eucryphia lucida



Tasmanian endemic.

Grows to 8m. Dark glossy green leaves. Distinctively perfumed white flowers in summer.

Grows in rainforests.

Cultivation: hardy but requires regular watering. Flowers may be short-lived in windy areas. Prefers part shade and tolerates frosts. Propagate from seed or cuttings.

musk daisybush

Olearia argophylla



Grows to 10m. Large pale green leaves, silvery underneath. Bunches of creamy-white flowers in spring.

Grows in sheltered moist sites on well-drained acid soil in wet forests.

Cultivation: suits a moist position. Pruning will help retain shape. Propagate from seed.

myrtle beech

Nothofagus cunninghamii



Exquisitely foliaged to 10m. Fans of small dark green leaves, often with bronze-coloured new growth in spring.

Widespread in moist gullies and rainforests.

Cultivation: attractive plant for moist part-shaded sites. Readily trimmed and can make a good hedge. Maintain as small tree by regular pruning. Suitable for pots or bonsai. Propagate from seed or cuttings.

native olive

Notelaea ligustrina



Slow-growing to 6m. Shiny leaves. Small white flowers in spring. Small white to deep pink berries in summer.

Widespread and locally frequent on river banks.

Cultivation: hardy plant that can withstand dry periods. Prefers partial shade, suitable under taller trees. Frost tolerant. Propagate from seed or cuttings.

oyster bay pine

Callitris rhomboidea



Grows to 8m. Dense green aromatic foliage with weeping branchlets. Groups of woody cones can persist for several years. Forms open forests in dry areas along the east coast.

Cultivation: prefers well-drained soil in some sun. Makes an attractive screen or can be pruned as a hedge. Propagate from seed or cuttings.

prickly box

Bursaria spinosa



Spiky growth to 5m. Bright glossy green leaves. Scented white flowers in summer. Widespread and common in coastal sandy and gravelly soils, extending to wet sclerophyll forests.

Cultivation: hardy, prefers well-drained soils. Good coastal revegetation plant, can be trimmed to a hedge. Attracts butterflies, birds and bees. Propagation from seed. Cuttings may be difficult.

satinwood

Nematolepis squamea



Grows to 5m. Glossy green leaves. Starry white flowers in spring. Found in average to high rainfall areas with good drainage across a wide variety of soil types. Common from near the coast to 800m.

Cultivation: grows best in moist cool positions. Hardy revegetation species and good as a hedge or screen plant. Can be pruned to shape. Propagate from cuttings.

silver banksia

Banksia marginata



Hard dense foliage to 6m. Dark green, leathery leaves. Creamy-yellow flowers in spring. Persistent woody fruit. Widespread from coast to subalpine habitats.

Cultivation: hardy plant requiring good drainage. Tolerates some shade. Responds to pruning for a compact shape. Attracts honeyeaters. Propagate from seed or cuttings.

derwent wattle

Acacia derwentiana



Tasmanian endemic.
Recently discovered species.
Shrub to 3m. Fine arching foliage. Pale yellow flowers in spring.
Found only in the Derwent Valley.
Cultivation: frost hardy, dry or moist sites.
Propagate from seed or cuttings.

south esk pine

Callitris oblonga



Tasmanian endemic.
Slow-growing dense shrub or small tree to 6m.
Compact and erect growth with bluish-green foliage.
Rare in the wild, restricted to the banks of a few rivers and streams in the east and north.
Cultivation: very frost resistant, a good specimen tree or mingles well with other shrubs. An excellent pot plant, it may be used as a potted christmas tree.
Propagate from seed.

Follow up reading

Books containing propagation tips:

Encyclopaedia of Australian Plants *suitable for cultivation*, Vol 1. Elliot & Jones.
Growing Australian Native Plants from Seed, Murray Ralph.

Further information on Tasmanian plants:

Australian Plants Society Tasmania Identikit booklets - set of 5.
Tasmania's Natural Flora, 1st Edition, by Whiting, Roberts, Reeves, Taylor, 2004
3rd Edition edited by C.Howells, 2021.

Index to illustrated plants

<i>Acacia</i> <i>derwentiana</i>	33	bulbine-lily, bluish	8
<i>genistifolia</i>	14	<i>Bursaria</i> <i>spinosa</i>	32
<i>longifolia</i> var. <i>sophorae</i>	30	bushpea, heartleaf	25
<i>mucronata</i>	29	matted	13
<i>myrtifolia</i>	19	buttongrass	8
<i>riceana</i>	29	buttonleaf everlastingbush	16
<i>stricta</i>	25	<i>Callistemon</i> see <i>Melaleuca</i>	
<i>suaveolens</i>	21	<i>Callitris</i> <i>rhomboidea</i>	32
<i>terminalis</i>	27	<i>oblonga</i>	33
<i>Adiantum</i> <i>aethiopicum</i>	6	<i>Calytrix</i> <i>tetragona</i>	17
<i>Allocasuarina</i> <i>crassa</i>	24	candleheath, pineapple	22
<i>littoralis</i>	29	cape pillar sheoak	24
<i>monilifera</i>	26	<i>Carpobrotus</i> <i>rossii</i>	13
<i>verticillata</i>	30	caterpillar wattle	29
alpine heathmyrtle	16	christmas mintbush	30
alpine waterfern	6	<i>Chrysocephalum</i> <i>apiculatum</i>	15
<i>Anopterus</i> <i>glandulosus</i>	27	<i>Clematis</i> <i>aristata</i>	11
<i>Aotus</i> <i>ericoides</i>	18	clematis, mountain	11
appleberry, purple	11	clubsedge, knobby	9
arching wattle	29	coast wattle	30
<i>Atriplex</i> <i>cinerea</i>	18	<i>Comesperma</i> <i>volubile</i>	11
autumn teatree	24	common boobialla	24
<i>Baeckea</i> <i>gunniana</i>	16	common correa	17
<i>Baloskion</i> <i>tetraphyllum</i>	10	common dogwood	30
<i>Banksia</i> <i>marginata</i>	32	common everlasting	15
banksia, silver	32	common fringemyrtle	17
<i>Bauera</i> <i>rubroides</i>	21	common heath	17
bauera, wiry	21	common maidenhair	6
beaked needlebush	24	common teatree	21
<i>Bedfordia</i> <i>salicina</i>	27	cordrush, tassel	10
beech, myrtle	31	<i>Correa</i> <i>alba</i>	23
<i>Billardiera</i> <i>macrantha</i>	11	<i>lawrenceana</i>	25
bitterpea, hop	22	<i>reflexa</i>	17
black sheoak	29	correa, common	17
blanketleaf, tasmanian	27	mountain	25
<i>Blechnum</i> <i>nudum</i>	7	white	23
<i>penna-marina</i>	6	creeping heathmyrtle	12
blue lovecreeper	11	cushion plant	12
bluebell, tall	16	daisybush, dusty	21
bluish bulbine-lily	8	musk	31
boobialla, common	24	<i>Daviesia</i> <i>latifolia</i>	22
<i>Boronia</i> <i>anemonifolia</i>	20	derwent wattle	33
boronia, stinky	20	<i>Dianella</i> <i>tasmanica</i>	8
bossia, showy	20	<i>Dicksonia</i> <i>antarctica</i>	7
wiry	14	<i>Diplarrena</i> <i>moraea</i>	10
<i>Bossiaea</i> <i>cinerea</i>	20	<i>Dodonaea</i> <i>viscosa</i>	29
<i>cordigera</i>	14	dogwood, common	30
bottlebrush, prickly	23	yellow	28
yellow	28	drooping sheoak	30
box, prickly	32	dusty daisybush	21
broadleaf hopbush	29	dwarf leatherwood	25
<i>Bulbine</i> <i>glauca</i>	8		

dwarf riceflower	12	knobby clubsedge	9
<i>Epacris impressa</i>	17	<i>Lasiopetalum micranthum</i>	14
erect guineaflower	17	laurel, tasmanian	27
<i>Eucryphia lucida</i>	31	leatherwood,	31
<i>milligani</i>	25	dwarf	25
<i>Euryomyrtus ramosissima</i>	12	<i>Leptospermum glaucescens</i>	26
everlasting, common	15	<i>grandiflorum</i>	24
golden	15	<i>lanigerum</i>	28
everlastingbush, buttonleaf	16	<i>rupestre</i>	19
tree	28	<i>scoparium</i>	21
fairy waxflower	18	<i>Libertia pulchella</i>	9
fern, kangaroo	7	<i>Lobelia pedunculata</i>	13
<i>Ficinia nodosa</i>	9	<i>Lomandra longifolia</i>	9
fishbone waterfern	7	<i>Lomatia tinctoria</i>	18
flag-iris, white	10	lovecreeper; blue	11
flaxlily, forest	9	maidenhair, common	6
forest candles	15	manfern	7
forest flaxlily	9	marshflower; running	6
fringemyrtle, common	17	matted bushpea	13
golden everlasting	15	matted pratia	13
golden pea	18	<i>Melaleuca gibbosa</i>	23
<i>Goodenia ovata</i>	22	<i>pallida</i>	28
grass, kangaroo	8	<i>virens</i>	23
grassflag, pretty	9	<i>Microsorium pustulatum</i>	7
greater waterribbons	6	mintbush, christmas	30
<i>Grevillea australis</i>	20	mother shieldfern	7
grevillea, southern	20	mountain clematis	11
grey saltbush	18	mountain correa	25
guineaflower, erect	17	mountain needlebush	26
scrambling	11	mountain pepper	26
spreading	14	mountain teatree	19
guitarplant	18	musk daisybush	31
<i>Gymnoschoenus sphaerocephalus</i>	8	<i>Myoporum insulare</i>	24
hairy pinkbells	19	myrtle beech	31
<i>Hakea epiglottis</i>	24	narrowleaf triggerplant	9
<i>lissosperma</i>	26	native indigo	19
heartleaf bushpea	25	native olive	31
heath, common	17	native pigface	13
heathmyrtle, alpine	16	native-primrose, hop	22
creeping	12	necklace sheoak	26
<i>Hibbertia empetrifolia</i>	11	needlebush, beaked	24
<i>procumbens</i>	14	mountain	26
<i>riparia</i>	17	<i>Nematolepis squamea</i>	32
honeymyrtle, slender	23	<i>Notelaea ligustrina</i>	31
hop bitterpea	22	<i>Nothofagus cunninghamii</i>	31
hop native-primrose	22	<i>Olearia argophylla</i>	31
hop wattle	25	<i>phlogopappa</i>	21
hopbush, broadleaf	29	olive, native	31
<i>Indigofera australis</i>	19	<i>Orduffia reniformis</i>	6
indigo, native	19	oyster bay pine	32
ivyleaf violet	12	<i>Ozothamnus ferrugineus</i>	28
kangaroo fern	7	<i>scutellifolius</i>	16
kangaroo grass	8	pandani	22
<i>Kennedia prostrata</i>	13	<i>Patersonia fragilis</i>	10

pea, golden	18	<i>Stackhousia monogyna</i>	15
Pelargonium australe	15	stiff westringia	23
pepper, mountain	26	stinky boronia	20
Philothea verrucosa	18	storksbill, southern	15
pigface, native	13	Styliidium graminifolium	9
Pimelea humilis	12	sunshine wattle	27
<i>linifolia</i>	20	sweet wattle	21
pine, oyster bay	32	tall bluebell	16
south esk	33	tasmanian blanketleaf	27
pineapple candleheath	22	tasmanian laurel	27
pinkbells, hairy	19	tasmanian velvetbush	14
Poa labillardierei	10	tasmanian waratah	27
Polystichum proliferum	7	Tasmania lanceolata	26
Pomaderris apetala	30	tassel cordrush	10
<i>elliptica</i>	28	teatree, autumn	24
postman, running	13	common	21
Pratia matted	13	mountain	19
pretty grassflag	9	smoky	26
prickly bottlebrush	23	woolly	28
prickly box	32	Telopea truncata	27
Prostanthera lasianthos	30	Tetradthea pilosa	19
Pultenaea daphnoides	25	Themeda triandra	8
<i>pedunculata</i>	13	tree everlastingbush	28
purple appleberry	11	triggerplant, narrowleaf	9
purpleflag, short	10	Triglochin procerum	6
redstem wattle	19	tussockgrass, silver	10
riceflower, dwarf	12	velvetbush, tasmanian	14
slender	20	Veronica formosa	16
Richea dracophylla	22	Viola hederacea	12
<i>pandanifolia</i>	22	violet, ivyleaf	12
running marshflower	6	Wahlenbergia stricta	16
running postman	13	waratah, tasmanian	27
sagg	9	waterfern, alpine	6
saltbush, grey	18	fishbone	7
satinwood	32	waterribbons, greater	6
Scleranthus biflorus	12	wattle, arching	29
scrambling guineaflower	11	caterpillar	29
sheoak, black	29	coast	30
cape pillar	24	derwent	33
drooping	30	hop	25
necklace	26	redstem	19
shieldfern, mother	7	spreading	14
short purpleflag	10	sunshine	27
showy bossia	20	sweet	21
silver banksia	32	waxflower, fairy	18
silver tussockgrass	10	Westringia rigida	23
slender honeymyrtle	23	westringia, stiff	23
slender riceflower	20	white correa	23
smoky teatree	26	white flag-iris	10
south esk pine	33	wiry bauera	21
southern grevillea	20	wiry bossia	14
southern storksbill	15	woolly teatree	28
speedwell bush	16	Xerochrysum bracteatum	15
spreading guineaflower	14	yellow bottlebrush	28
spreading wattle	14	yellow dogwood	28

This booklet is an Australian Government Envirofund project funded through the Natural Heritage Trust program.



Australian Government

Many thanks to the following people who provided images for this booklet:

R Barnes, J Batchelor, C Bott, D Burns, B Champion, A & H Clark, J & R Coghlan,
K & S Corbett, P & S Franklin, M Hancock, D Heap, C Howells, G Jordan, C Kerr, E Milne,
R Reeves, J Roberts, W Roberts, M Slattery, F Taylor, P Tyson, D Wade collection,
A & H Wapstra, K Whiting.



This publication is a companion to the previous publication, **growlocal**, compiled by the Australian Plants Society Tasmania, North West Group. We gratefully acknowledge their help with this booklet.



Australian Government



Graphic design by NewPrint

Printed by Monotone